



Really Wild!!



Minibeasts



What animals can you see here?

Watch this video on our remote learning page!





Build a bug hotel!




- Insects and other minibeasts need safe spaces to shelter, hide from predators and raise their young. You can help them by building a bug hotel in your garden.
- Whether it's a bug hotel, a log pile lodge, a pine cone palace or a twig tower block, use your imagination to create a safe place for some minibeasts.



Minibeast Labelling Cut and Stick Worksheet

Cut out the names and stick them onto the blank boxes where you think they should go!



beetle


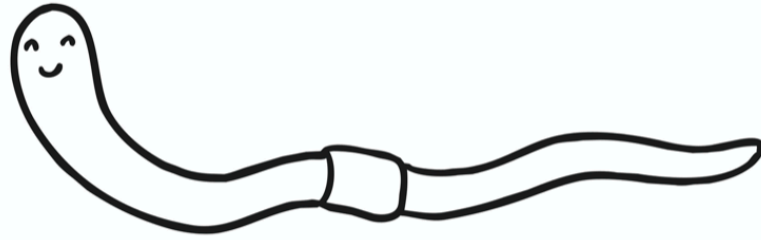

butterfly

bee

woodlouse

earwig

Can you cut out the labels then stick them in the right places? You'll find the sheets on our remote learning page.



We have put some minibeast mindfulness colouring sheets on our remote learning page for you to use.

If you can't print work at home, draw your own pictures of the minibeasts you can see in your garden.

Choose some minibeast themed yoga from the videos below.

Stella the stick insect -

<https://www.youtube.com/watch?v=wBdMZMEKq-s>

Enzo the bee -

<https://www.youtube.com/watch?v=uyj5LooYWyq>

The Very Hungry Caterpillar



<https://www.youtube.com/watch?v=xhWDiQRrC1Y>



Watch our minibeasts and their habitats video. Now try to match the minibeasts to their habitats. You'll find these on our remote learning page.




Minibeasts and Their Habitats



Listen to 'Flight of the Bumblebee' by Rimsky-Korsakov


















<https://www.youtube.com/watch?v=X14kC-sEHOI>

Can you close your eyes, listen to the music and imagine what the little bumblebee is doing? When it stops, draw or paint a picture to show what you thought he was doing. Where was he? Was he alone or with lots of bees?



Minibeast Hunt

Tick the minibeasts that you have found!

	spider	<input type="checkbox"/>		woodlouse	<input type="checkbox"/>
	slug	<input type="checkbox"/>		butterfly	<input type="checkbox"/>
	beetle	<input type="checkbox"/>		wasp	<input type="checkbox"/>
	crane fly (daddy-long-legs)	<input type="checkbox"/>		ladybird	<input type="checkbox"/>
	earwig	<input type="checkbox"/>		dragonfly	<input type="checkbox"/>
	snail	<input type="checkbox"/>		ant	<input type="checkbox"/>
	millipede	<input type="checkbox"/>		worm	<input type="checkbox"/>
	fly	<input type="checkbox"/>		caterpillar	<input type="checkbox"/>
	bee	<input type="checkbox"/>			

Minibeast hunt

Even though it is very cold outside you may still be able to find some minibeasts in your garden. See what you can find hiding under rocks, twigs and leaves, then tick them off the list.

Craft Instructions

Handprint Butterfly

Supplies


- Paint
- Shallow trays or plates
- A4 Paper
- Butterfly Body Template
- Googly eyes
- Glue
- Felt-tip pen
- Wipes



Make your own handprint butterfly!

Use clothes pegs to give the spider 8 legs. Can you count forwards as you add them, then backwards as you take them off?

Peg Leg Spider




Craft Instructions

Fingerprint Minibeast Garden

Supplies

- A4 sized blue, green and cream/light brown card
- Glue stick
- Scissors
- Selection of paints
- Felt tip pens



Fingerpaint a minibeast garden!



It is a bug.

It is a bug.
..



It is a bug.

Read the minibeast sentences on our remote learning page. Which chilli challenge will you choose?